

**WE MISS YOU ALL**


**TO THE PEOPLE IN AFRICA  
WHO HAVE DIED OF AIDS**

**THE SOUTH AFRICAN  
AIDS MEMORIAL  
QUILT**

The **NAMES** Project  
in association with the **Beyond Awareness  
Campaign**, Department of Health



**AIDS HELPLINE**  
**☎ 0800-0123-22**



*The AIDS Quilt on display in Washington DC in 1996, where it covered an area more than a kilometer long.*

*“The AIDS Quilt is one of the great memorials of our time and one of history’s most powerful tools of political art.”*

## What is the AIDS Memorial Quilt

The AIDS Memorial Quilt is a living memorial to those who have died from AIDS. It is made up of a set of eight panels, each 90 cm x 180 cm, that are sewn together to form a 4 metre x 4 metre patchwork square. There are many thousands of these larger squares.

Making the Quilt is an international activity co-ordinated by an organisation called the NAMES Project Foundation. Each Quilt panel commemorates the life of someone who has died of AIDS. Panels are made by friends, lovers, family members, colleagues and caregivers and include a wide variety of materials from photographs to real life objects such as T-shirts, caps, belts and buttons.



Through the panels the Quiltmakers spread their sincere prayers for not repeating the pain and loneliness they have experienced in losing a loved one to AIDS.

## What is the *NAMES* Project

The AIDS Memorial Quilt was initiated in the United States in 1987 when a small group of people gathered to commemorate the lives of loved ones who had died of AIDS. They hoped to find a way to help others to express their grief and understand more about the devastating effect of the disease. They decided to make Quilt panels in memory of those who had died.

These initiatives led to the formation of the *NAMES* Project Foundation and today, more than a decade later, the Quilt is made up of over 50 000 panels, produced in over 40 countries. It is a powerful monument to the impact of AIDS.

## The AIDS Quilt in South Africa

The South African AIDS Memorial Quilt was started in Cape Town in September 1989 by Carroll Jacobs, an affiliate of the *NAMES* Project Foundation. This Quilt includes over 80 panels. There have also been other Quilt initiatives in our country.

The Beyond Awareness Campaign, a project of the HIV/AIDS and STD Directorate of the Department of Health, has recognised the potential and power of the Quilt and is committed to making the AIDS Memorial Quilt a national project.



## The goals of the the AIDS Memorial Quilt project

The goals of the Memorial Quilt project can be summarised as:

**To provide a creative visual symbol of remembrance and healing for those whose lives have been touched by HIV/AIDS.**



**To promote a greater understanding of the effect that AIDS has on all our lives.**




**To show the massive impact of AIDS by giving insights into the people whose lives lie behind the statistics.**



**To honour those who have died of AIDS, and remember their names.**

**To provide a starting point for AIDS education and action.**



**To reduce hostility and discrimination against people living with HIV/AIDS.**

## Memorial panels

The first memorial panel ever to be made was a memorial to Martin Feldman, a gay man who lived in San Francisco.

His friend, Cleve Jones, reflects on making the panel: “It was so clear that I was right in the centre of the circle of people who were going to be hit the hardest. I wasn’t just losing friends, but also losing all the familiar faces of the neighbourhood – the bus drivers, clerks and mailmen. To me, Castro Steet is populated by ghosts. When I walk up 18th Street from Church Street to Eureka Street, a distance of eight blocks, just looking at all these houses and knowing the stories behind so many of the windows, makes me feel so old.

” By the time of Marvin’s death in late 1986 the grief was overwhelming. “I began to feel there was no hope,” said Cleve. “The Quilt has helped me turn my back on cynicism. I used to be constantly aware of the hurt, pain and evil that people are capable of. The Quilt has helped me believe that in all of us there really is something good.”

In Cape Town, a patchwork panel, which includes Zulu beadwork, was made by staff at the AIDS Training, Information and Counselling Centre, to remember those who have died.






Antonisia was only five months old when she died of AIDS at Nazareth House in Cape Town. Her Quilt panel includes a few of her favourite items – a dress, bonnet, bib and a teething ring.

In Zambia, a panel made by the Young Women's Christian Association (YWCA), tells the story of a woman named Grace, whose husband died of AIDS. His brother attempted to take over her death benefits, which she desperately needed to support herself and her daughter, Precious. Grace died after a long, futile legal battle. Her brother-in-law used the money to buy a new car, leaving Precious to fend for herself.



In South Africa, a giant 4 metre x 4 metre panel was made commemorating the lives of women prisoners who have died.



The Pacific Bell company in the USA dedicated a Quilt to employees who have died of AIDS. Each square is made up of four pieces of fabric, each piece representing a person who has died. The symbol of the AIDS ribbon is repeated in each of the 70 squares.



Ultimately, each Quilt panel has its own story. It is the richness, humanity and vital nature of these many stories that together make up the greater story of the AIDS Memorial Quilt. These are not stories of illness. Rather they are stories of courage, fear and anger, and mostly, they are stories of love. They tell of people who worked and played, who laughed and fought, who struggled against illness, and who finally, are remembered.



## How to make a Quilt panel

**Size:** Each Quilt panel is **180 cm x 90 cm**, with an additional **5 to 10 cm** border to allow the panels to be sewn together.

**Fabric:** The best fabric to use for the background is natural fabric such as cotton or callico.

**Design:** Designs work best when simple ideas and themes are used. Most designs are made using coloured fabric, but many panels include real life objects such as caps, T-shirts, buttons and beads. Recycled or waste materials such as soft plastic, cardboard, or tin can be included in the design.

**Ready cut panels:** Background cloth, cut to size, and scrap material, is available free from the Beyond Awareness AIDS Action Office. Telephone the office at a letter, fax or e-mail request, including information about the person you are remembering. Contact details are on the back of this leaflet.

## Quiltmaking techniques

You can make your Quilt panel privately as a personal memorial to someone you loved, but we encourage you to work together with friends, family or co-workers for mutual comfort and support.



**Above:** A group of men in Lusaka, Zambia, prepare a panel in memory of two founders of Hope House – an information and outreach centre for people living with AIDS.

**Sewing:** Sew fabric designs, letters of the alphabet, and small mementos onto the background. Fabrics and other materials can be layered.

**Embroidery:** Names and designs can be embroidered onto the panel.

**Stencil:** Trace your design onto the fabric with a pencil. Lift the stencil and use a brush to apply paint into the shape.

**Painting:** Brush on designs with textile paint, thick PVA paint or dye. Draw on designs and messages with pens, kokis, and markers. If you use paint, remember to protect your work area with newspaper.

**Real life objects:** Any real life objects can be added to the design, but avoid glass or bulky objects, as these might tear the fabric, or be damaged when the Quilt is transported and displayed. Remember that the panels are folded for storage and transport.



**Photos:** The best way to include photos is to have them transferred onto iron-on transfers. This can be done at most quickprint shops. These can then be ironed or sewn into place. Photographs can also be covered with plastic, or laminated and then sewn into place (off centre, to avoid the fold).

## Finishing the panel

- ❑ The finished panel should be **90 cm x 180 cm** with an extra border of **5 to 10 cm** to allow the panels to be sewn together.
- ❑ **Write** a few paragraphs about the person you are remembering. Perhaps include a favourite story or memory.

- ❑ **Write** down your name, address, telephone and any other contact details. Also give us the full name of the person(s) being remembered. We will keep the names confidential, if they are not included on the panel.
- ❑ **Pack** everything together carefully.

## Where to send your Memorial Quilt Panel

There are Quilt contact points around the country, and projects are also initiated by trained fieldworkers. You can give the finished Quilt panel to your fieldworker, or send it to one of the addresses below. If you cannot afford registered post or courier, contact the AIDS Action Office in Johannesburg and they will assist you.

### Beyond Awareness Campaign AIDS Action Office

PO Box 994  
Auckland Park  
Johannesburg 2006

**Tel:** (011) 482-6737

**Fax:** (011) 482-2099

**e-mail:** wba@icon.co.za

### or Beyond Awareness Campaign AIDS Action Office

The Media Mill  
7 Quince Road, Milpark  
Johannesburg 2006

### Lynn Dalrymple Beyond Awareness Campaign

c/o DramAidE Offices  
University of Zululand  
Kwa-Dlangeza 3886

**Tel:** (0351) 939-11 ext 2185

**Cell:** (083) 653-2053

**Fax:** (0351) 929-140

**e-mail:** lynndal@iafrica.com

### or Carroll Jacobs The NAMES Project

c/o ATICC  
12 Hertzog Boulevard, Foreshore  
Cape Town 8000

**Tel:** (021) 400-3327

**Fax:** (021) 419-5248

**e-mail:** cajcombs@ctcc.gov.za

**All panels** sent to the AIDS Memorial Quilt Project become part of the South African Quilt, and remain the property of the **NAMES Project Foundation**. All panels and information will be treated with the utmost care and respect.

## How to get involved

People can get involved by talking about making a Quilt panel to their friends and by encouraging groups to meet and work together. We hope that businesses, church groups, sporting bodies and all those involved in forming partnerships against AIDS will use the Quilt as a way of expressing grief for the loss of a loved one and reaching out to those people who have little understanding of HIV/AIDS and its effect on society.

As soon as the South African Quilt has sufficient panels it will be taken on tour to major cities and to rural areas to be displayed.

Schools and other institutions can request sections of the Quilt to be displayed as part of their HIV/AIDS educational or life skills programmes. Signature pledge panels will be provided with the Quilt. These are blank pieces of cloth with a printed AIDS pledge. These pledge panels can be signed and additional pledges and commitments to AIDS action can be added.

By displaying it to a wide audience, the Quilt is very effective in informing and involving people in the fight against AIDS.

